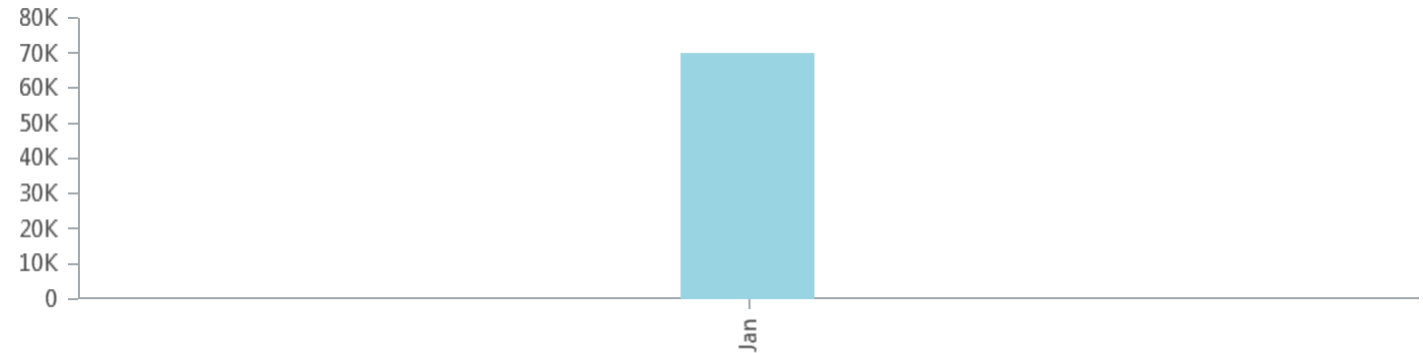


Salesteam Performance

General Overview

Sales	
Growth	100.00 % ●
LYTD	0.00
YTD	70,015.95



Top 10 Customers

	LYTD	YTD	Sales Trend
49858585 Hotel Pferdesee		14,395.76	100.00%
43687129 Designstudio Gmunden		13,732.61	100.00%
47563218 Klubben		11,772.20	100.00%
10000 The Cannon Group PLC		9,662.46	100.00%
49525252 Beef House		6,000.00	100.00%
49633663 Autohaus Mielberg KG		4,331.40	100.00%
32656565 Antarcticopy		2,582.80	100.00%
35963852 Heimilisprydi		2,024.21	100.00%
42147258 BYT-KOMPLET s.r.o.		1,602.90	100.00%
01445544 Progressive Home Furnishings		1,499.03	100.00%

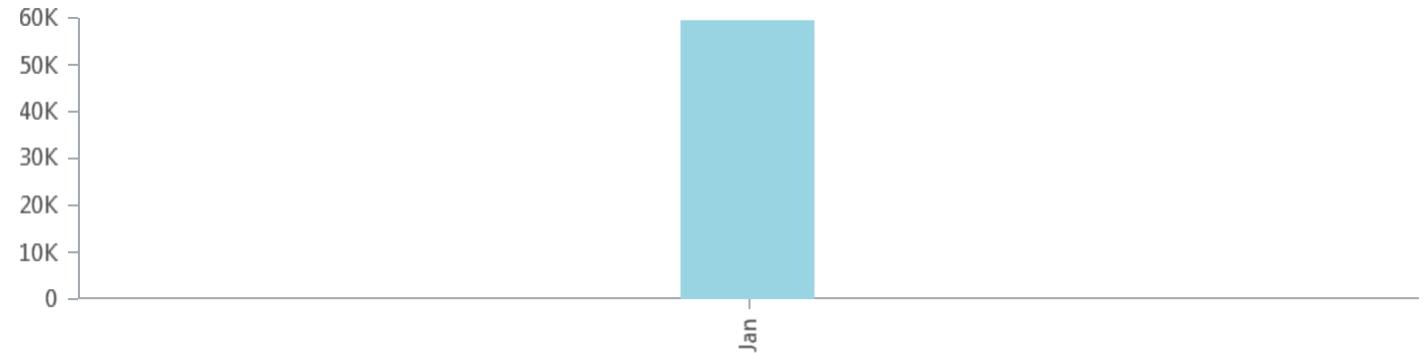
Top 10 Products

	LYTD	YTD	Sales Trend
1976-W INNSBRUCK Storage Unit/W.Door		24,802.43	100.00%
70000 Side Panel		12,030.29	100.00%
766BC-A CONTOSO Conference System		10,827.60	100.00%
1996-S ATLANTA Whiteboard, base		6,936.26	100.00%
1964-W INNSBRUCK Storage Unit/G.Door		3,416.40	100.00%
1968-W GRENOBLE Whiteboard, red		1,657.16	100.00%
1968-S MEXICO Swivel Chair, black		1,337.80	100.00%
1960-S ROME Guest Chair, green		994.54	100.00%
766BC-C CONTOSO Storage System		944.60	100.00%
1988-W CALGARY Whiteboard, yellow		877.32	100.00%

Salesteam Performance

Salesperson: John Roberts

Sales	
Growth	100.00 % ●
LYTD	0.00
YTD	59,491.93



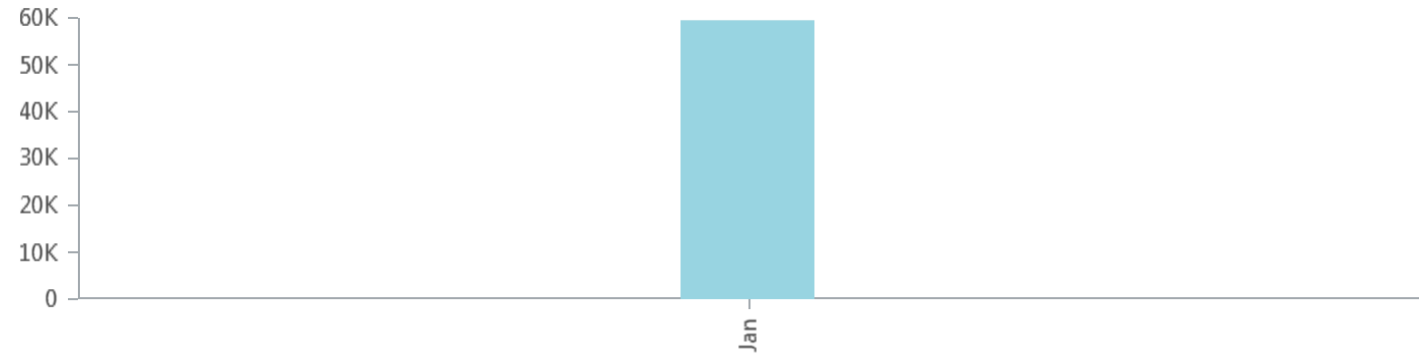
Top 10 Customers

Customer Number and Name	-			Jan - Jan 2018			Sales Trend	Profit Trend	Profit % Trend
	Sales	Profit	Profit %	Sales	Profit	Profit %			
01445544 Progressive Home Furnishings				1,499	305	20.4	1,499	305	20.4
32656565 Antarcticopy				2,583	726	28.1	2,583	726	28.1
35451236 Gagn & Gaman				877	169	19.2	877	169	19.2
35963852 Heimilisprydi				2,024	338	16.7	2,024	338	16.7
42147258 BYT-KOMPLET s.r.o.				1,603	354	22.1	1,603	354	22.1
43687129 Designstudio Gmunden				13,733	11,596	84.4	13,733	11,596	84.4
46897889 Englund's Kontorsmöbler AB				674	217	32.2	674	217	32.2
47563218 Klubben				11,772	4,121	35.0	11,772	4,121	35.0
49525252 Beef House				6,000	2,472	41.2	6,000	2,472	41.2
49633663 Autohaus Mielberg KG				4,331	1,466	33.8	4,331	1,466	33.8

Salesteam Performance

Salesperson: John Roberts

Sales	
Growth	100.00 % ●
LYTD	0.00
YTD	59,491.93



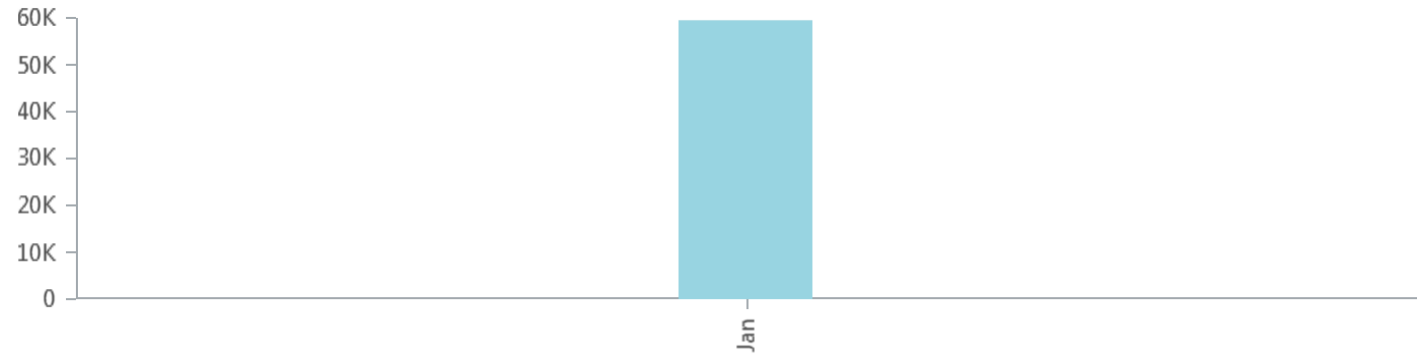
Products Benchmark

Item Number and Description	-			Jan - Jan 2018			Sales Trend	Profit Trend	Profit % Trend
	Sales	Profit	Profit %	Sales	Profit	Profit %			
1896-S ATHENS Desk				0	0		0	0	0.0
1900-S PARIS Guest Chair, black				751	166	22.1	751	166	22.1
1906-S ATHENS Mobile Pedestal				281	62	22.0	281	62	22.0
1920-S ANTWERP Conference Table				841	185	22.0	841	185	22.0
1928-S AMSTERDAM Lamp				498	109	21.9	498	109	21.9
1928-W ST.MORITZ Storage Unit/Drawers				291	99	34.0	291	99	34.0
1952-W OSLO Storage Unit/Shelf				135	41	30.5	135	41	30.5
1960-S ROME Guest Chair, green				995	215	21.6	995	215	21.6
1964-W INNSBRUCK Storage Unit/G.Door				496	154	30.9	496	154	30.9
1968-S MEXICO Swivel Chair, black				986	218	22.1	986	218	22.1
1968-W GRENOBLE Whiteboard, red				1,657	240	14.5	1,657	240	14.5
1972-S MUNICH Swivel Chair, yellow				863	190	22.1	863	190	22.1
1976-W INNSBRUCK Storage Unit/W.Door				24,802	8,466	34.1	24,802	8,466	34.1
1980-S MOSCOW Swivel Chair, red				370	82	22.1	370	82	22.1

Salesteam Performance

Salesperson: John Roberts

Sales	
Growth	100.00 % ●
LYTD	0.00
YTD	59,491.93

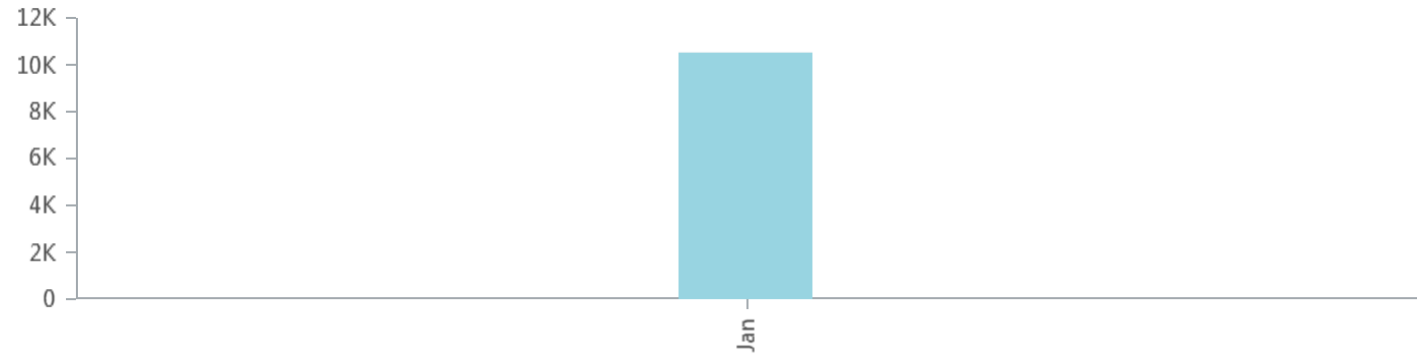


Item Number and Description	-			Jan - Jan 2018			Sales Trend	Profit Trend	Profit % Trend
	Sales	Profit	Profit %	Sales	Profit	Profit %			
1988-W CALGARY Whiteboard, yellow				877	169	19.2	877	169	19.2
1992-W ALBERTVILLE Whiteboard, green				877	169	19.2	877	169	19.2
1996-S ATLANTA Whiteboard, base				907	200	22.0	907	200	22.0
70000 Side Panel				12,030	11,826	98.3	12,030	11,826	98.3
70011 Glass Door				61	25	40.0	61	25	40.0
766BC-A CONTOSO Conference System				10,828	3,790	35.0	10,828	3,790	35.0
766BC-C CONTOSO Storage System				945	330	35.0	945	330	35.0

Salesteam Performance

Salesperson: Peter Sadow

Sales	
Growth	100.00 % ●
LYTD	0.00
YTD	10,524.02



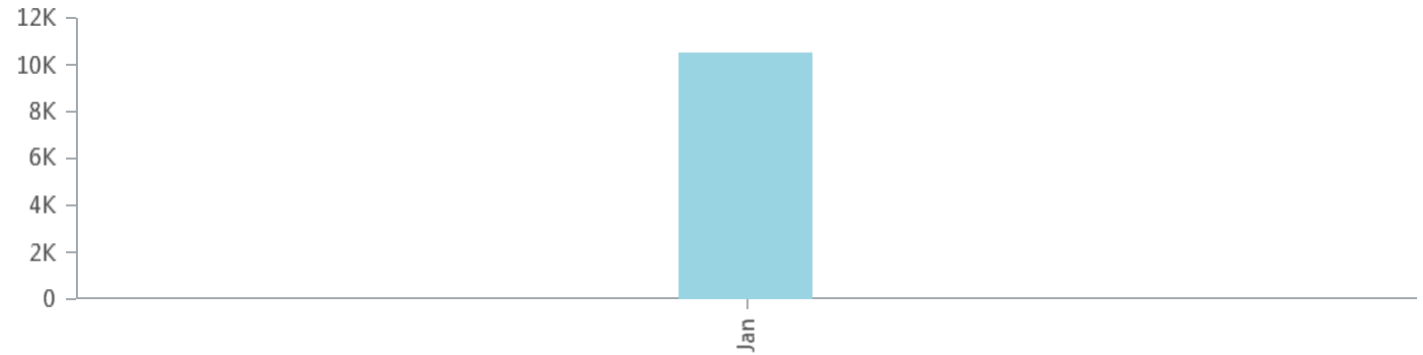
Top 10 Customers

Customer Number and Name	-			Jan - Jan 2018			Sales Trend	Profit Trend	Profit % Trend
	Sales	Profit	Profit %	Sales	Profit	Profit %			
10000 The Cannon Group PLC				9,662	2,525	26.1	9,662	2,525	26.1
20000 Selangorian Ltd.				173	34	19.5	173	34	19.5
30000 John Haddock Insurance Co.				689	689	100.0	689	689	100.0

Salesteam Performance

Salesperson: Peter Sadow

Sales	
Growth	100.00 % ●
LYTD	0.00
YTD	10,524.02



Products Benchmark

Item Number and Description	-			Jan - Jan 2018			Sales Trend	Profit Trend	Profit % Trend
	Sales	Profit	Profit %	Sales	Profit	Profit %			
1896-S ATHENS Desk				0	0		0	0	0.0
1928-S AMSTERDAM Lamp				173	34	19.5	173	34	19.5
1964-W INNSBRUCK Storage Unit/G.Door				2,920	1,206	41.3	2,920	1,206	41.3
1968-S MEXICO Swivel Chair, black				351	63	18.0	351	63	18.0
1996-S ATLANTA Whiteboard, base				6,030	1,079	17.9	6,030	1,079	17.9
70011 Glass Door				362	177	49.0	362	177	49.0
766BC-C CONTOSO Storage System				0	0		0	0	0.0
8908-W Computer - Highline Package				343	343	100.0	343	343	100.0
8924-W Server - Enterprise Package				346	346	100.0	346	346	100.0